

simply

Adjusting Hinges on Misaligned Doors



If your cabinet doors are out of alignment and you have European-style hinges, no problem. Hinges are designed for easy adjustment. Don't let their complex look scare you. All you have to do is turn a few screws, and any mistakes you make are easy to correct.

TOOLS REQUIRED

Star or Flat Screwdriver
Level

Building made simple!

simply

Adjusting Hinges on Misaligned Doors

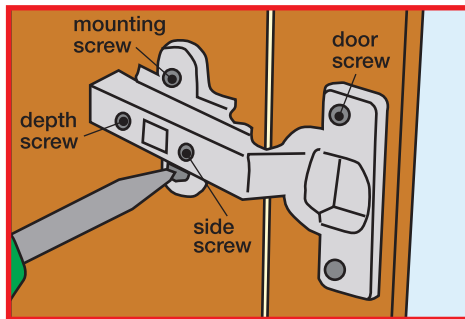
The euro hinge depicted here adjusts in three directions. Others adjust in two directions. Either way, it's a trial-and-error process. You make adjustments, close the door to check the fit, then adjust again until it's right.

FIRST ...

If the door isn't flush with the doors next to it, adjust the depth screw. This screw moves the door in and out. Some depth screws move the door as you turn them. With most though, you have to loosen the screw, nudge the door in or out and then tighten the screw. If your hinges don't have depth screws, start with the side screws.

SECOND...

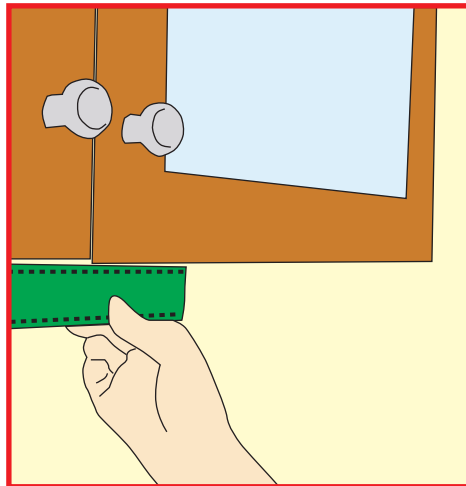
If the door is crooked, not standing parallel to adjacent doors or square with the cabinet - adjust the side screw. This moves the door from side to side. In some cases, you have to loosen the depth screw slightly to adjust the side screw.



THIRD...


If the door is flush and parallel with other doors but too high or low, use the mounting screws to raise or lower the mounting plates. Loosen the screws at both hinges, slide the door up or down and tighten the screws. Some mounting plates adjust by turning a single screw.

1. Tighten the door screws and mounting screws before you make any adjustments. Then adjust the depth screw and side screw.



2. Check the fit of the door after each adjustment. With double doors like these, perfect the fit of one door first, then align the other door.

SHOULD YOU HAVE ANY FURTHER QUESTIONS, PLEASE DO NOT HESITATE TO CONTACT YOUR LOCAL BUILD IT STORE.



REGIONAL OFFICES

KWAZULU NATAL 031 508 5000	EASTERN CAPE 041 404 5000	WESTERN CAPE 021 550 7300	LOWVELD 013 753 6800
SWAZILAND 013 753 6800	SOUTH RAND 011 821 4000	NORTH RAND 011 203 5300	NAMIBIA 00264 61214201

© 2006 BUILD IT

E & O. E.

Building made simple!